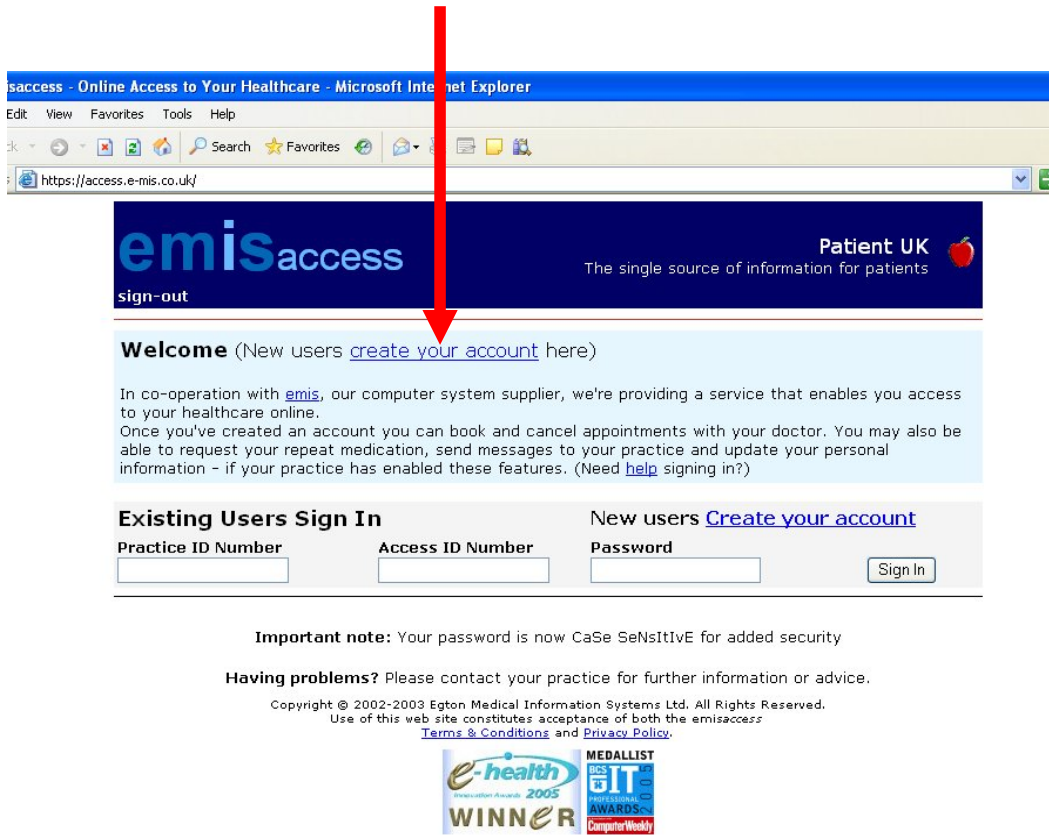


How to create your emis access account

First click on the link that says 'New users create your account here'.



access - Online Access to Your Healthcare - Microsoft Internet Explorer

https://access.e-mis.co.uk/

emisaccess Patient UK
The single source of information for patients

sign-out

Welcome (New users [create your account](#) here)

In co-operation with [emis](#), our computer system supplier, we're providing a service that enables you access to your healthcare online. Once you've created an account you can book and cancel appointments with your doctor. You may also be able to request your repeat medication, send messages to your practice and update your personal information - if your practice has enabled these features. (Need [help](#) signing in?)



Existing Users Sign In New users [Create your account](#)

Practice ID Number Access ID Number Password Sign In

Important note: Your password is now CaSe SeNsItivE for added security

Having problems? Please contact your practice for further information or advice.

Copyright © 2002-2003 Egton Medical Information Systems Ltd. All Rights Reserved.
Use of this web site constitutes acceptance of both the [emisaccess Terms & Conditions](#) and [Privacy Policy](#).

You will then be taken to a screen where you will have to put in the details that are in the letter that you received from the Practice.



access - Online Access to Healthcare - Microsoft Internet Explorer

https://access.e-mis.co.uk/signup/signup_a.asp

emisaccess Patient UK
The single source of information for patients

sign-out

Create Your Account

[Home](#) > Create Account Need [Help?](#)

Screen 1 - Your Registration Information

It's very important that only genuine patients are granted internet access. The best way we can ensure this is to issue patients with a Registration Letter, which you can only be obtained in person at your Practice. **You cannot create an account without one.**

So, **if you have a Registration Letter**, enter the information from the 'Screen 1' section below to begin creating your account. Otherwise, please get in touch with your practice and request internet access.

PIN Practice ID Number
Access ID NHS Number

Submit

Copyright © 2002-2003 Egton Medical Information Systems Ltd. All Rights Reserved.
Use of this website constitutes acceptance of both the [emisaccess Terms & Conditions](#) and [Privacy Policy](#).

The PIN number is the first number on the letter. The Practice id is 1400. The Access ID is the third number on the letter and your NHS number is last. You must add this information exactly as it is on the letter as the details must match our records.

You should then get a page where you enter your personal details and add your own personal password.

You must enter your surname exactly as it is on the letter. Complete the rest of the form and create your own password and security question

The screenshot shows a web browser window titled "emisaccess - Online Access to Healthcare - Microsoft Internet Explorer". The address bar shows "https://access.e-mis.co.uk/signup/signup_b.asp". The page header includes the "emisaccess" logo and "Patient UK" with the tagline "The single source of information for patients". Below the header, there is a "sign-out" link and a "Create Your Account" section. The breadcrumb trail is "Home > Create Account > Security Details". The main heading is "Screen 2 - Security Details" with a sub-heading "Thankyou for identifying your Practice. To finish creating your account complete the sections below. Once done you will have access to the online facilities!". The form is divided into three sections: 1. Your Personal Details, 2. Choose a Password, and 3. Complete a Security Question. Section 1 includes fields for "Your Surname" and "Date of Birth" (with a month dropdown). Section 2 includes "Password" and "Confirm Password" fields. Section 3 includes a "Security Question" dropdown and a "Your Answer" text field.

Once you click on 'Submit' your registration is complete and you should get the following message

The screenshot shows a web browser window titled "emisaccess : sign-up - Microsoft Internet Explorer". The address bar shows "https://access.e-mis.co.uk/signup/signup_c.asp". The page header includes the "emisaccess" logo and a "Need help?" link. The breadcrumb trail is "sign-up & sign-in > sign-up > sign-up complete!". The main heading is "Thankyou!" in a blue box. Below the heading, the text reads: "Your sign-up has been successful, thankyou! We'll now redirect you to the emisaccess homepage. There you'll be able to sign-in and take advantages of our online facilities. Go to our homepage now." At the bottom, there is a copyright notice: "Copyright © 2002-2003 Egton Medical Information Systems Ltd. All Rights Reserved. Use of this website constitutes acceptance of both the emisaccess Terms & Conditions and Privacy Policy."

You will now be able to book and cancel appointments, change your contact details and order repeat prescriptions. To log on you have to enter the Practice ID (1400), your Access ID and your password. Unfortunately if you forget your password we are not able to tell you what it is and you must collect a new PIN number from the Practice and sign up on the website again.

Accepted repeat prescriptions still have to be collected from the Practice